

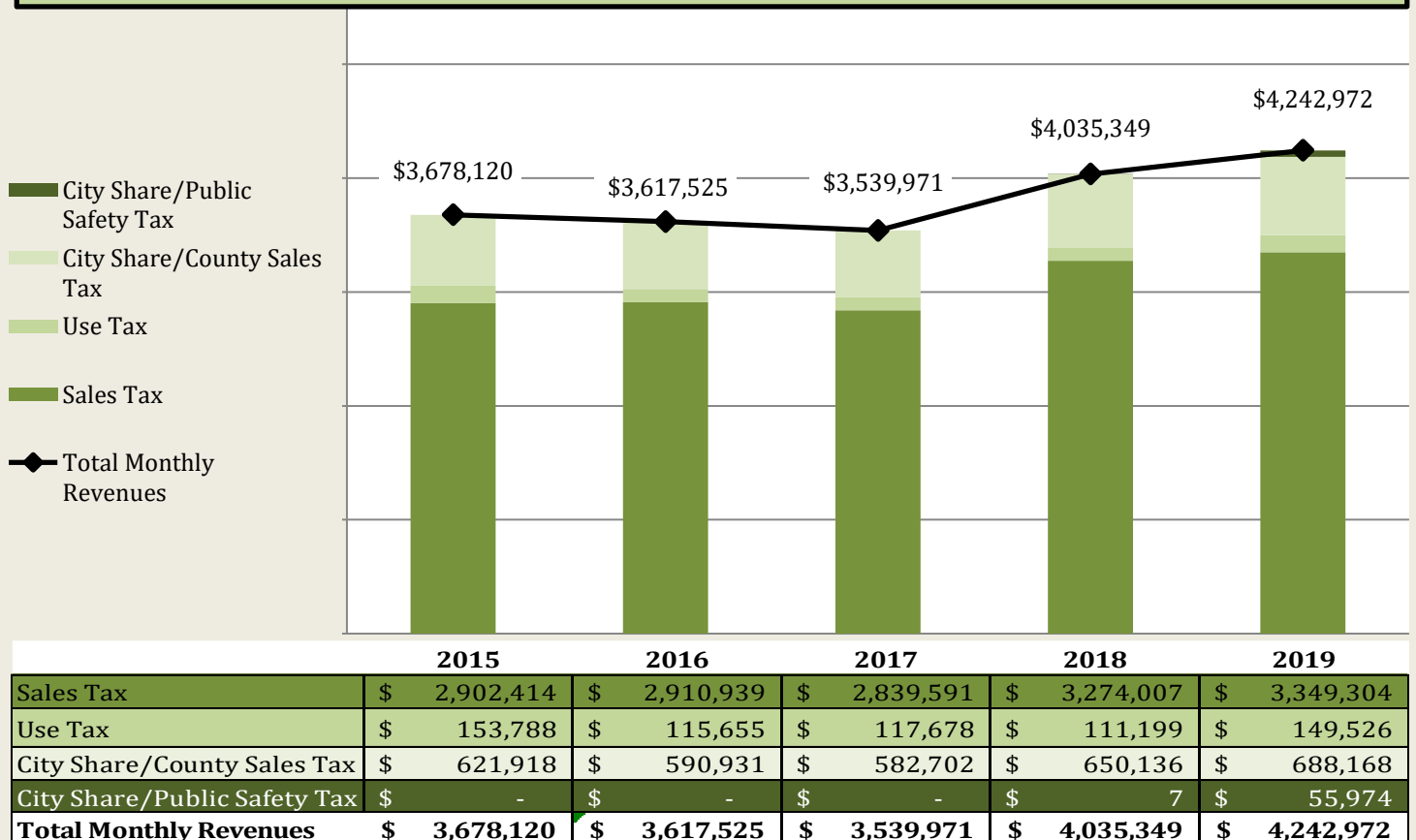
City of Grand Junction
Tax Revenue Report
February 2019 Report
Issued: March 11, 2019

Monthly Sales and Use Tax Revenues

	Revenues Feb-19	Budget Feb-19	Prior Year Feb-18
Sales Tax	\$ 3,349,304	\$ 3,397,543	\$ 3,274,007
Use Tax	\$ 149,526	\$ 104,491	\$ 111,199
City Share/County Sales Tax	\$ 688,168	\$ 664,582	\$ 650,136
City Share/Public Safety Tax	\$ 55,974	\$ 51,130	\$ 7
Total	\$ 4,242,972	\$ 4,217,746	\$ 4,035,349

Revenues Compared To:	Budget		Prior	
Sales Tax	\$ (48,239)	-1.4%	\$ 75,297	2.3%
Use Tax	\$ 45,035	43.1%	\$ 38,327	34.5%
City Share/County Sales Tax	\$ 23,586	3.5%	\$ 38,032	5.8%
City Share/Public Safety Tax	\$ 4,844	9.5%	\$ 55,967	841616.1%
Total	\$ 25,226	0.6%	\$ 207,623	5.1%

A Historical Perspective of MONTHLY Sales and Use Tax Revenues



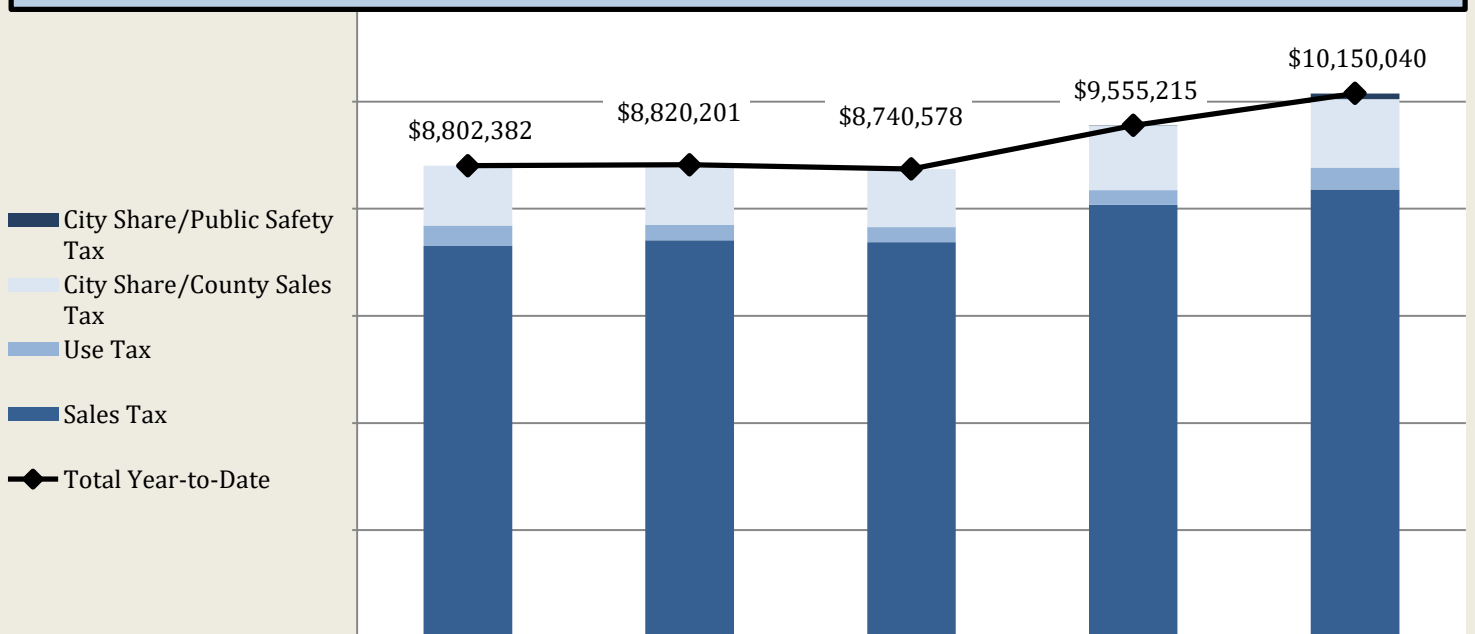
City of Grand Junction
Tax Revenue Report
February 2019 Report
Issued: March 11, 2019

Year-to-Date Sales and Use Tax Revenues

	Revenues YTD 2019	Budget YTD 2019	Prior Year YTD 2018
Sales Tax	\$ 8,356,920	\$ 8,378,728	\$ 8,074,074
Use Tax	\$ 412,974	\$ 255,486	\$ 271,887
City Share/County Sales Tax	\$ 1,277,205	\$ 1,236,116	\$ 1,209,245
City Share/Public Safety Tax	\$ 102,941	\$ 95,101	\$ 7
Total	\$ 10,150,040	\$ 9,965,431	\$ 9,555,213

Revenues Compared To:	Budget		Prior	
Sales Tax	\$ (21,808)	-0.3%	\$ 282,846	3.5%
Use Tax	\$ 157,488	61.6%	\$ 141,087	51.9%
City Share/County Sales Tax	\$ 41,089	3.3%	\$ 67,960	5.6%
City Share/Public Safety Tax	\$ 7,840	8.2%	\$ 102,934	1547876.4%
Total	\$ 184,609	1.9%	\$ 594,827	6.2%

A Historical Perspective of YEAR-TO-DATE Sales and Use Tax Revenues



	2015	2016	2017	2018	2019
Sales Tax	\$ 7,304,821	\$ 7,409,123	\$ 7,373,746	\$ 8,074,074	\$ 8,356,920
Use Tax	\$ 383,250	\$ 287,431	\$ 279,544	\$ 271,887	\$ 412,974
City Share/County Sales Tax	\$ 1,114,311	\$ 1,123,647	\$ 1,087,288	\$ 1,209,245	\$ 1,277,205
City Share/Public Safety Tax	\$ -	\$ -	\$ -	\$ 7	\$ 102,941
Total Year-to-Date	\$ 8,802,382	\$ 8,820,201	\$ 8,740,578	\$ 9,555,215	\$ 10,150,040

Monthly Lodging Tax Revenues

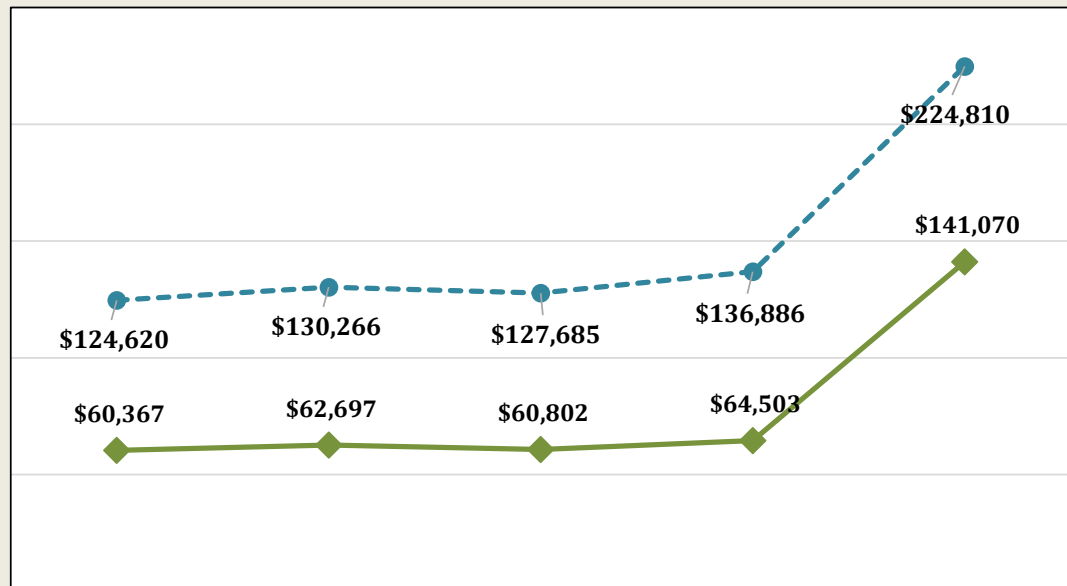
	Revenues Feb-19	Budget Feb-19	Prior Year Feb-18	
Lodging Tax	\$ 70,106	\$ 65,332	\$ 64,503	
2019 Lodging Tax Increase	\$ 70,964	\$ 71,047	\$ -	
Total	\$ 141,070	\$ 136,379	\$ 64,503	
Revenues Compared To:				
	Budget		Prior	
Lodging Tax	\$ 4,774	7.3%	\$ 5,603	8.7%
2019 Lodging Tax Increase	\$ (83)	-0.1%	\$ 70,964	100.0%
Total	\$ 4,691	3.4%	\$ 76,567	118.7%

Year-To-Date Lodging Tax Revenues

	Revenues YTD 2019	Budget YTD 2019	Prior Year YTD 2018	
Lodging Tax	\$ 153,846	\$ 138,646	\$ 136,886	
2019 Lodging Tax Increase	\$ 70,964	\$ 71,047	\$ -	
Total	\$ 224,810	\$ 209,693	\$ 136,886	
Revenues Compared To:				
	Budget		Prior	
Lodging Tax	\$ 15,200	11.0%	\$ 16,960	12.4%
2019 Lodging Tax Increase	\$ (83)	-0.1%	\$ 70,964	100.0%
Total	\$ 15,117	7.2%	\$ 87,924	64.2%

A Historical Perspective of Lodging Tax Revenues

—◆— Monthly
-●- Year-To-Date



	2015	2016	2017	2018	2019
Monthly	\$ 60,367	\$ 62,697	\$ 60,802	\$ 64,503	\$ 141,070
Year-To-Date	\$ 124,620	\$ 130,266	\$ 127,685	\$ 136,886	\$ 224,810