

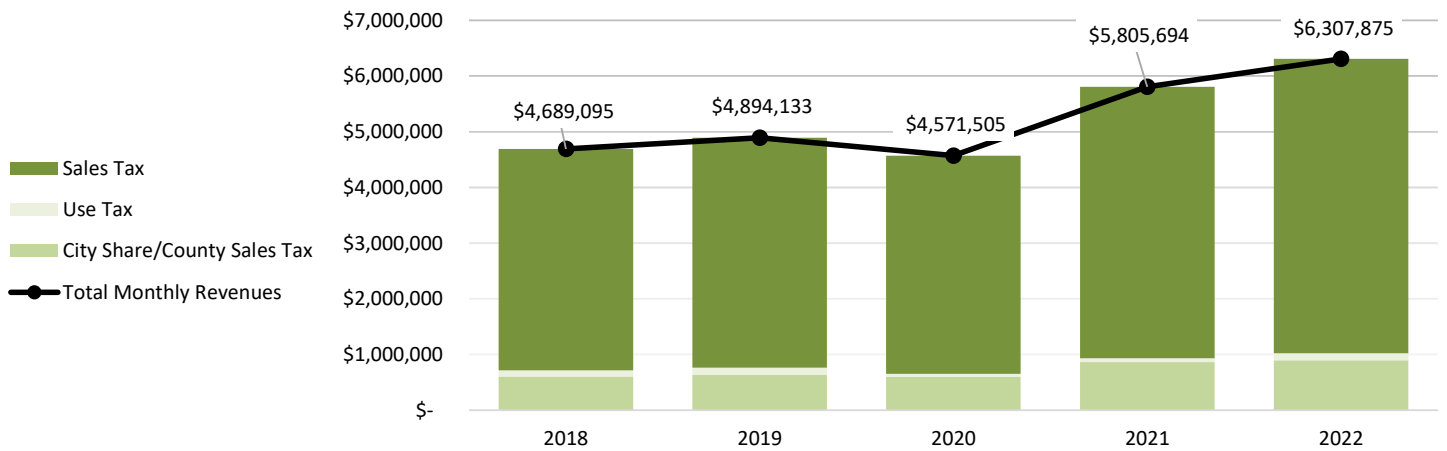
**City of Grand Junction**  
**Tax Revenue Report**  
June 2022 Report  
Issued: July 22, 2022

<b>Monthly Sales and Use Tax Revenues</b>					
	<b>Revenues</b>		<b>Budget</b>		<b>Prior Year</b>
	Jun-22		Jun-22		Jun-21
Sales Tax	\$	5,285,071	\$	5,019,025	\$ 4,870,696
Use Tax	\$	128,401	\$	63,254	\$ 70,329
City Share/County Sales Tax	\$	894,403	\$	788,597	\$ 864,669
<b>Total</b>	<b>\$</b>	<b>6,307,875</b>	<b>\$</b>	<b>5,870,876</b>	<b>\$ 5,805,694</b>

<b>Revenues Compared To:</b>		<b>Budget</b>		<b>Prior</b>	
Sales Tax	\$	266,046	5.3%	\$ 414,375	8.5%
Use Tax	\$	65,147	103.0%	\$ 58,072	82.6%
City Share/County Sales Tax	\$	105,806	13.4%	\$ 29,734	3.4%
<b>Total</b>	<b>\$</b>	<b>436,999</b>	<b>7.4%</b>	<b>\$ 502,181</b>	<b>8.6%</b>

**A Historical Perspective of Monthly Sales and Use Tax Revenues**



	2018	2019	2020	2021	2022
Sales Tax	\$ 3,971,997	\$ 4,133,054	\$ 3,919,299	\$ 4,870,696	\$ 5,285,071
Use Tax	\$ 110,796	\$ 127,808	\$ 51,068	\$ 70,329	\$ 128,401
City Share/County Sales Tax	\$ 606,302	\$ 633,271	\$ 601,138	\$ 864,669	\$ 894,403
<b>Total Monthly Revenues</b>	<b>\$ 4,689,095</b>	<b>\$ 4,894,133</b>	<b>\$ 4,571,505</b>	<b>\$ 5,805,694</b>	<b>\$ 6,307,875</b>

<b>Monthly Restricted Sales Tax Revenue</b>					
	<b>Revenues</b>		<b>Budget</b>		<b>Prior Year</b>
	Jun-22		Jun-22		Jun-21
City Share/Public Safety Tax	\$	71,667	\$	63,107	\$ 69,522
First Responder Sales Tax	\$	960,013	\$	918,282	\$ 885,581
First Responder Use Tax	\$	23,346	\$	11,237	\$ 12,787

<b>Revenues Compared To:</b>		<b>Budget</b>		<b>Prior</b>	
City Share/Public Safety Tax	\$	8,560	13.6%	\$ 2,145	3.1%
First Responder Sales Tax	\$	41,731	4.5%	\$ 74,432	8.4%
First Responder Use Tax	\$	12,109	107.8%	\$ 10,559	82.6%

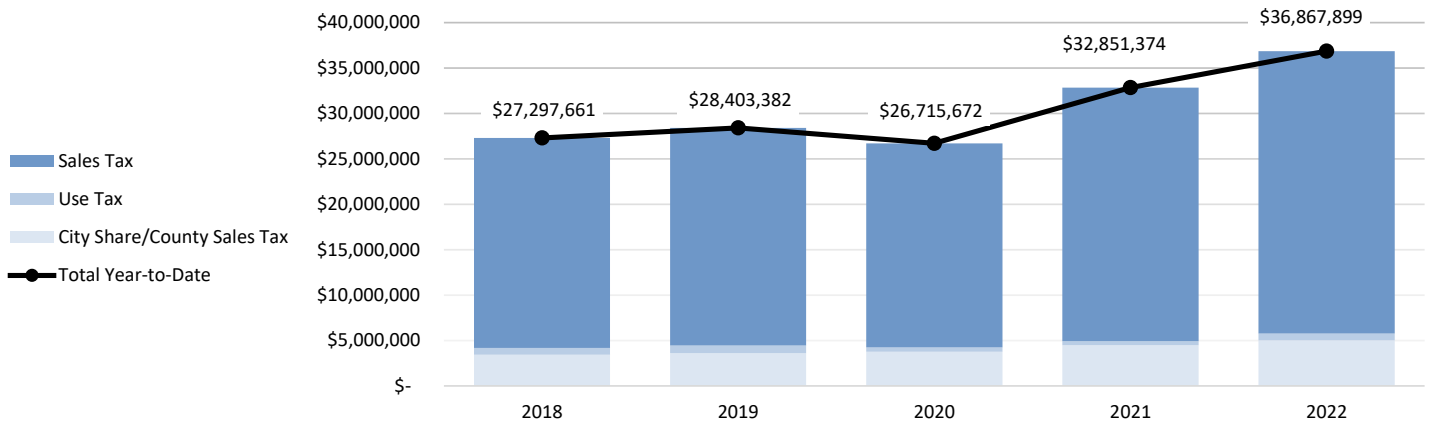
**City of Grand Junction**  
**Tax Revenue Report**  
June 2022 Report  
Issued: July 22, 2022

Year-to-Date Sales and Use Tax Revenues					
	Revenues		Budget		Prior Year
	YTD 2022		YTD 2022		YTD 2021
Sales Tax	\$	31,092,126	\$	29,905,867	\$ 27,933,619
Use Tax	\$	742,641	\$	441,479	\$ 440,558
City Share/County Sales Tax	\$	5,033,132	\$	4,456,595	\$ 4,477,197
<b>Total</b>	<b>\$</b>	<b>36,867,899</b>	<b>\$</b>	<b>34,803,941</b>	<b>\$ 32,851,374</b>

Revenues Compared To:		Budget		Prior	
Sales Tax	\$	1,186,259	4.0%	\$ 3,158,507	11.3%
Use Tax	\$	301,162	68.2%	\$ 302,083	68.6%
City Share/County Sales Tax	\$	576,537	12.9%	\$ 555,935	12.4%
<b>Total</b>	<b>\$</b>	<b>2,063,958</b>	<b>5.9%</b>	<b>\$ 4,016,525</b>	<b>12.2%</b>

**A Historical Perspective of Year-to-Date Sales and Use Tax Revenues**



	2018	2019	2020	2021	2022
Sales Tax	\$ 23,109,762	\$ 23,941,614	\$ 22,467,336	\$ 27,933,619	\$ 31,092,126
Use Tax	\$ 743,596	\$ 857,841	\$ 490,245	\$ 440,558	\$ 742,641
City Share/County Sales Tax	\$ 3,444,303	\$ 3,603,927	\$ 3,758,091	\$ 4,477,197	\$ 5,033,132
<b>Total Year-to-Date</b>	<b>\$ 27,297,661</b>	<b>\$ 28,403,382</b>	<b>\$ 26,715,672</b>	<b>\$ 32,851,374</b>	<b>\$ 36,867,899</b>

Year-to-Date <i>Restricted</i> Sales Tax Revenue					
	Revenues		Budget		Prior Year
	YTD 2022		YTD 2022		YTD 2021
City Share/Public Safety Tax	\$	403,993	\$	356,636	\$ 361,285
First Responder Sales Tax	\$	5,651,937	\$	5,299,896	\$ 5,076,018
First Responder Use Tax	\$	135,026	\$	78,426	\$ 80,101

Revenues Compared To:		Budget		Prior	
City Share/Public Safety Tax	\$	47,357	13.3%	\$ 42,708	11.8%
First Responder Sales Tax	\$	352,041	6.6%	\$ 575,919	11.3%
First Responder Use Tax	\$	56,600	72.2%	\$ 54,925	68.6%

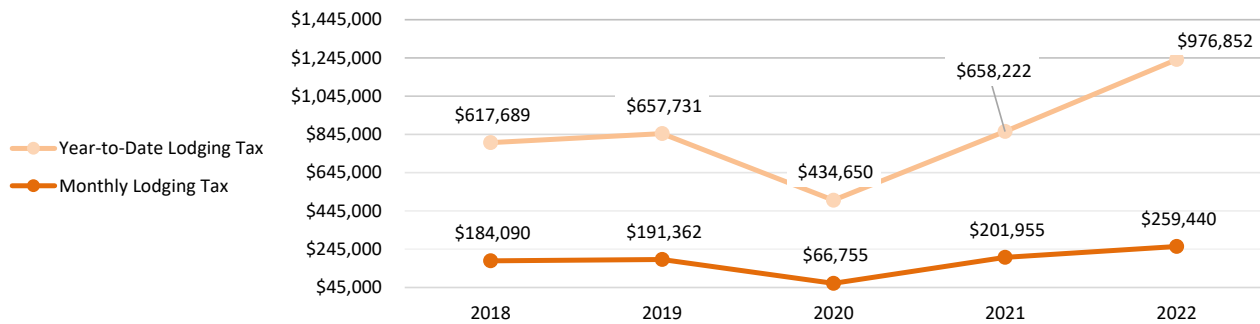
**City of Grand Junction**  
**Tax Revenue Report**  
June 2022 Report  
Issued: July 22, 2022

<b>Monthly Lodging Tax Revenues</b>						
	<b>Revenues</b>		<b>Budget</b>		<b>Prior Year</b>	
	Jun-22		Jun-22		Jun-21	
Lodging Tax	\$	259,440	\$	208,424	\$	201,955
<b>Revenues Compared To:</b>						
			<b>Budget</b>		<b>Prior</b>	
Lodging Tax	\$		51,016	24.5%	\$	57,485
						28.5%

<b>Year-to-Date Lodging Tax Revenues</b>						
	<b>Revenues</b>		<b>Budget</b>		<b>Prior Year</b>	
	YTD 2022		YTD 2022		YTD 2021	
Lodging Tax	\$	976,852	\$	775,520	\$	658,222
<b>Revenues Compared To:</b>						
			<b>Budget</b>		<b>Prior</b>	
Lodging Tax	\$		201,332	26.0%	\$	318,630
						48.4%

**A Historical Perspective of Lodging Tax Revenues**



	2018	2019	2020	2021	2022
Year-to-Date Lodging Tax	\$ 617,689	\$ 657,731	\$ 434,650	\$ 658,222	\$ 976,852
Monthly Lodging Tax	\$ 184,090	\$ 191,362	\$ 66,755	\$ 201,955	\$ 259,440

<b>Monthly Lodging Tax Increase Revenue</b>						
	<b>Revenues</b>		<b>Budget</b>		<b>Prior Year</b>	
	Jun-22		Jun-22		Jun-21	
Lodging Tax Increase	\$	268,380	\$	214,475	\$	208,894
<b>Revenues Compared To:</b>						
			<b>Budget</b>		<b>Prior</b>	
Lodging Tax Increase	\$		53,905	25.1%	\$	59,486
						28.5%

<b>Year-to-Date Lodging Tax Increase Revenue</b>						
	<b>Revenues</b>		<b>Budget</b>		<b>Prior Year</b>	
	YTD 2022		YTD 2022		YTD 2021	
Lodging Tax Increase	\$	1,010,367	\$	798,037	\$	677,357
<b>Revenues Compared To:</b>						
			<b>Budget</b>		<b>Prior</b>	
Lodging Tax Increase	\$		212,330	26.6%	\$	333,010
						49.2%

**Share of Lodging Tax Increase:**

Partner	Jun-22	Year-To-Date
Visit Grand Junction	\$ 111,825	\$ 420,986
Air Alliance	89,460	336,789
Sports Commission	67,095	252,592
	<u>\$ 268,380</u>	<u>\$ 1,010,367</u>