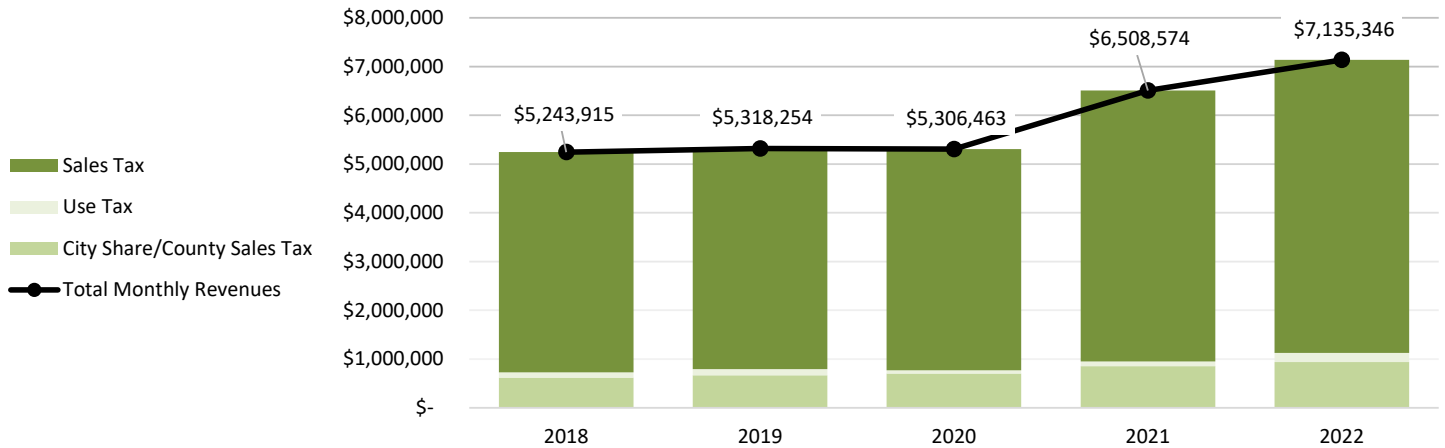


City of Grand Junction
Tax Revenue Report
July 2022 Report
Issued: August 20, 2022

Monthly Sales and Use Tax Revenues					
	Revenues		Budget		Prior Year
	Jul-22		Jul-22		Jul-21
Sales Tax	\$	6,011,238	\$	5,729,344	\$ 5,560,022
Use Tax	\$	185,382	\$	68,815	\$ 96,221
City Share/County Sales Tax	\$	938,726	\$	827,558	\$ 852,331
Total	\$	7,135,346	\$	6,625,717	\$ 6,508,574

Revenues Compared To:		Budget		Prior	
Sales Tax	\$	281,894	4.9%	\$ 451,216	8.1%
Use Tax	\$	116,567	169.4%	\$ 89,161	92.7%
City Share/County Sales Tax	\$	111,168	13.4%	\$ 86,395	10.1%
Total	\$	509,629	7.7%	\$ 626,772	9.6%

A Historical Perspective of Monthly Sales and Use Tax Revenues



	2018	2019	2020	2021	2022
Sales Tax	\$ 4,516,408	\$ 4,522,552	\$ 4,537,378	\$ 5,560,022	\$ 6,011,238
Use Tax	\$ 106,839	\$ 126,865	\$ 64,553	\$ 96,221	\$ 185,382
City Share/County Sales Tax	\$ 620,668	\$ 668,837	\$ 704,532	\$ 852,331	\$ 938,726
Total Monthly Revenues	\$ 5,243,915	\$ 5,318,254	\$ 5,306,463	\$ 6,508,574	\$ 7,135,346

Monthly Restricted Sales Tax Revenue					
	Revenues		Budget		Prior Year
	Jul-22		Jul-22		Jul-21
City Share/Public Safety Tax	\$	74,905	\$	66,225	\$ 68,490
First Responder Sales Tax	\$	1,092,832	\$	1,037,250	\$ 1,010,673
First Responder Use Tax	\$	33,706	\$	12,225	\$ 17,495

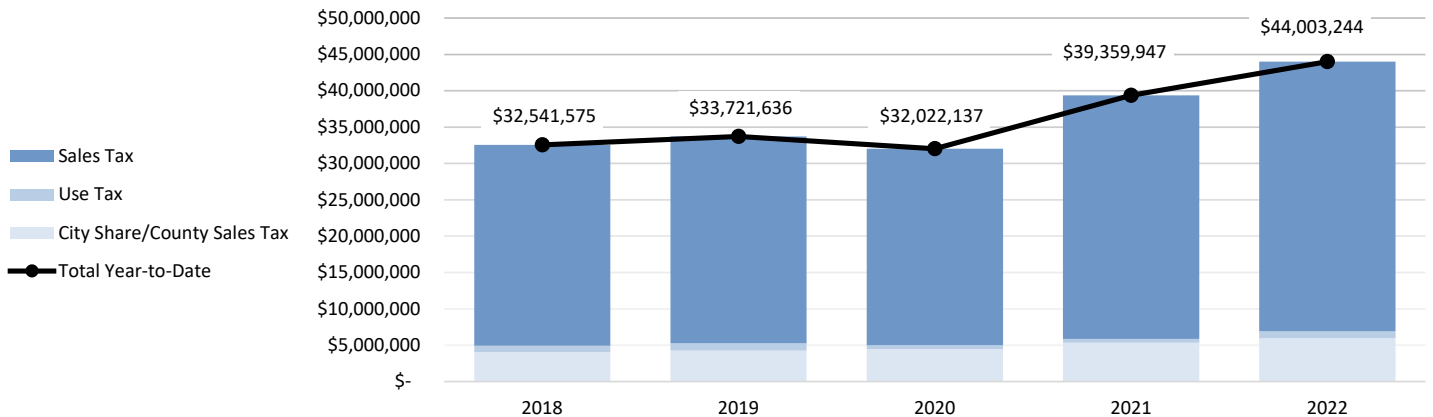
Revenues Compared To:		Budget		Prior	
City Share/Public Safety Tax	\$	8,680	13.1%	\$ 6,415	9.4%
First Responder Sales Tax	\$	55,582	5.4%	\$ 82,159	8.1%
First Responder Use Tax	\$	21,481	175.7%	\$ 16,211	92.7%

City of Grand Junction
Tax Revenue Report
July 2022 Report
Issued: August 20, 2022

Year-to-Date Sales and Use Tax Revenues					
	Revenues		Budget		Prior Year
	YTD 2022		YTD 2022		YTD 2021
Sales Tax	\$	37,103,364	\$	35,635,210	\$ 33,493,641
Use Tax	\$	928,022	\$	510,295	\$ 536,778
City Share/County Sales Tax	\$	5,971,858	\$	5,284,153	\$ 5,329,528
Total	\$	44,003,244	\$	41,429,658	\$ 39,359,947

Revenues Compared To:		Budget		Prior	
Sales Tax	\$	1,468,154	4.1%	\$ 3,609,723	10.8%
Use Tax	\$	417,727	81.9%	\$ 391,244	72.9%
City Share/County Sales Tax	\$	687,705	13.0%	\$ 642,330	12.1%
Total	\$	2,573,586	6.2%	\$ 4,643,297	11.8%

A Historical Perspective of Year-to-Date Sales and Use Tax Revenues



	2018	2019	2020	2021	2022
Sales Tax	\$ 27,626,169	\$ 28,464,166	\$ 27,004,714	\$ 33,493,641	\$ 37,103,364
Use Tax	\$ 850,435	\$ 984,706	\$ 554,799	\$ 536,778	\$ 928,022
City Share/County Sales Tax	\$ 4,064,971	\$ 4,272,764	\$ 4,462,624	\$ 5,329,528	\$ 5,971,858
Total Year-to-Date	\$ 32,541,575	\$ 33,721,636	\$ 32,022,137	\$ 39,359,947	\$ 44,003,244

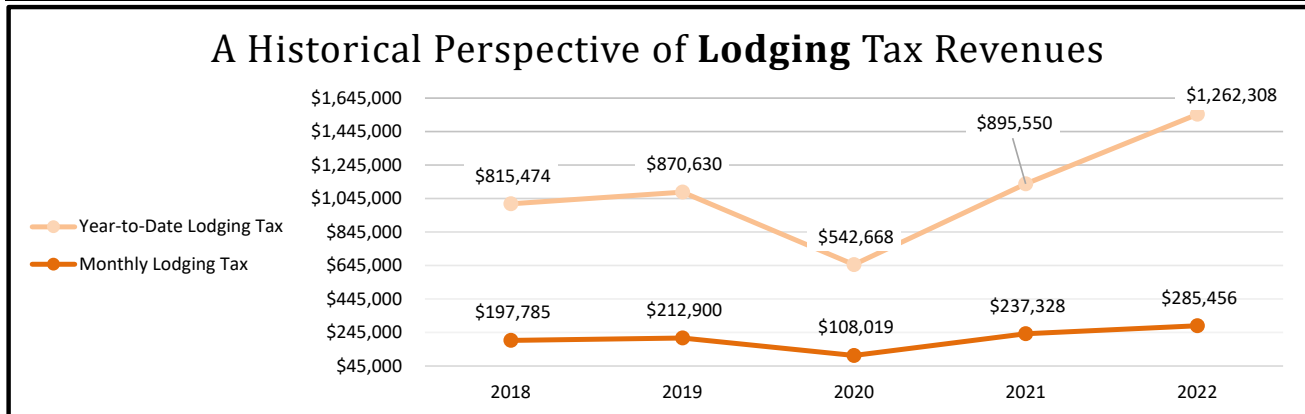
Year-to-Date <i>Restricted</i> Sales Tax Revenue					
	Revenues		Budget		Prior Year
	YTD 2022		YTD 2022		YTD 2021
City Share/Public Safety Tax	\$	478,897	\$	422,860	\$ 429,775
First Responder Sales Tax	\$	6,744,770	\$	6,337,147	\$ 6,086,692
First Responder Use Tax	\$	168,731	\$	90,650	\$ 97,596

Revenues Compared To:		Budget		Prior	
City Share/Public Safety Tax	\$	56,037	13.3%	\$ 49,122	11.4%
First Responder Sales Tax	\$	407,623	6.4%	\$ 658,078	10.8%
First Responder Use Tax	\$	78,081	86.1%	\$ 71,135	72.9%

City of Grand Junction
Tax Revenue Report
July 2022 Report
Issued: August 20, 2022

Monthly Lodging Tax Revenues					
	Revenues		Budget		Prior Year
	Jul-22		Jul-22		Jul-21
Lodging Tax	\$	285,456	\$	243,664	\$ 237,328
Revenues Compared To:					
		Lodging Tax	Budget		Prior
	\$	41,792	17.2%	\$ 48,128	20.3%

Year-to-Date Lodging Tax Revenues					
	Revenues		Budget		Prior Year
	YTD 2022		YTD 2022		YTD 2021
Lodging Tax	\$	1,262,308	\$	1,019,184	\$ 895,550
Revenues Compared To:					
		Lodging Tax	Budget		Prior
	\$	243,124	23.9%	\$ 366,758	41.0%



	2018	2019	2020	2021	2022
Year-to-Date Lodging Tax	\$ 815,474	\$ 870,630	\$ 542,668	\$ 895,550	\$ 1,262,308
Monthly Lodging Tax	\$ 197,785	\$ 212,900	\$ 108,019	\$ 237,328	\$ 285,456

Monthly Lodging Tax Increase Revenue					
	Revenues		Budget		Prior Year
	Jul-22		Jul-22		Jul-21
Lodging Tax Increase	\$	295,249	\$	250,738	\$ 245,473
Revenues Compared To:					
		Lodging Tax Increase	Budget		Prior
	\$	44,511	17.8%	\$ 49,776	20.3%

Year-to-Date Lodging Tax Increase Revenue					
	Revenues		Budget		Prior Year
	YTD 2022		YTD 2022		YTD 2021
Lodging Tax Increase	\$	1,305,615	\$	1,048,775	\$ 922,831
Revenues Compared To:					
		Lodging Tax Increase	Budget		Prior
	\$	256,840	24.5%	\$ 382,784	41.5%

Share of Lodging Tax Increase:

Partner	Jul-22	Year-To-Date
Visit Grand Junction	\$ 123,020	\$ 544,006
Air Alliance	98,416	435,205
Sports Commission	73,812	326,404
	<u>\$ 295,249</u>	<u>\$ 1,305,614</u>