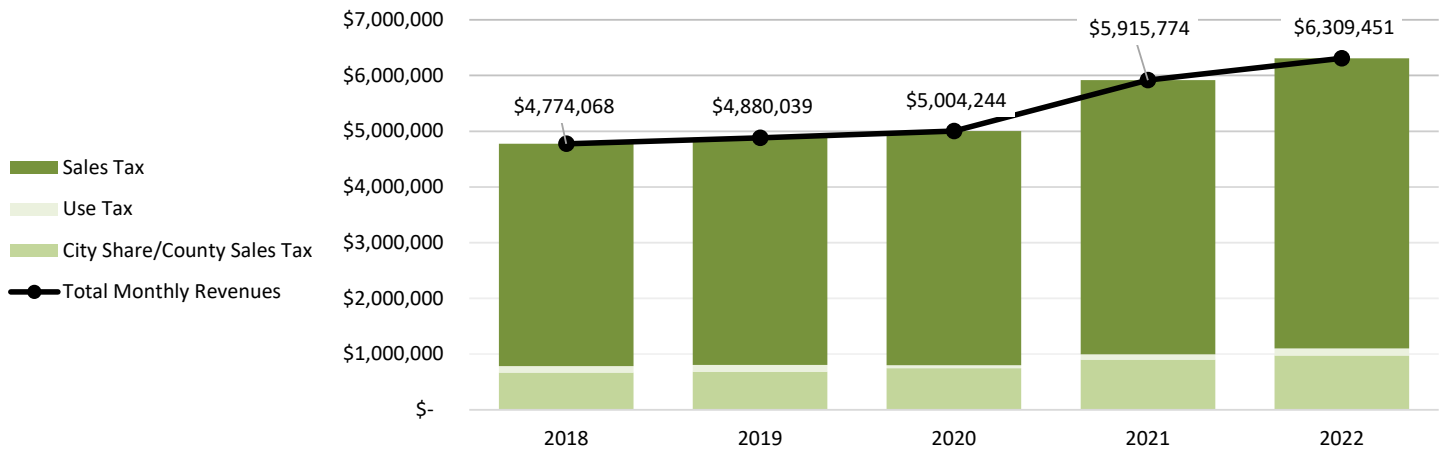


City of Grand Junction
Tax Revenue Report
August 2022 Report
Issued: September 19, 2022

Monthly Sales and Use Tax Revenues					
	Revenues		Budget		Prior Year
	Aug-22		Aug-22		Aug-21
Sales Tax	\$	5,205,970	\$	5,068,345	\$ 4,918,558
Use Tax	\$	128,174	\$	86,316	\$ 97,729
City Share/County Sales Tax	\$	975,307	\$	876,289	\$ 899,487
Total	\$	6,309,451	\$	6,030,950	\$ 5,915,774

Revenues Compared To:		Budget		Prior	
Sales Tax	\$	137,625	2.7%	\$ 287,412	5.8%
Use Tax	\$	41,858	48.5%	\$ 30,445	31.2%
City Share/County Sales Tax	\$	99,018	11.3%	\$ 75,820	8.4%
Total	\$	278,501	4.6%	\$ 393,677	6.7%

A Historical Perspective of Monthly Sales and Use Tax Revenues



	2018	2019	2020	2021	2022
Sales Tax	\$ 3,990,030	\$ 4,076,584	\$ 4,203,616	\$ 4,918,558	\$ 5,205,970
Use Tax	\$ 117,553	\$ 119,134	\$ 53,590	\$ 97,729	\$ 128,174
City Share/County Sales Tax	\$ 666,485	\$ 684,321	\$ 747,038	\$ 899,487	\$ 975,307
Total Monthly Revenues	\$ 4,774,068	\$ 4,880,039	\$ 5,004,244	\$ 5,915,774	\$ 6,309,451

Monthly <i>Restricted</i> Sales Tax Revenue					
	Revenues		Budget		Prior Year
	Aug-22		Aug-22		Aug-21
City Share/Public Safety Tax	\$	78,399	\$	70,124	\$ 72,415
First Responder Sales Tax	\$	946,505	\$	924,428	\$ 894,244
First Responder Use Tax	\$	23,304	\$	15,333	\$ 17,769

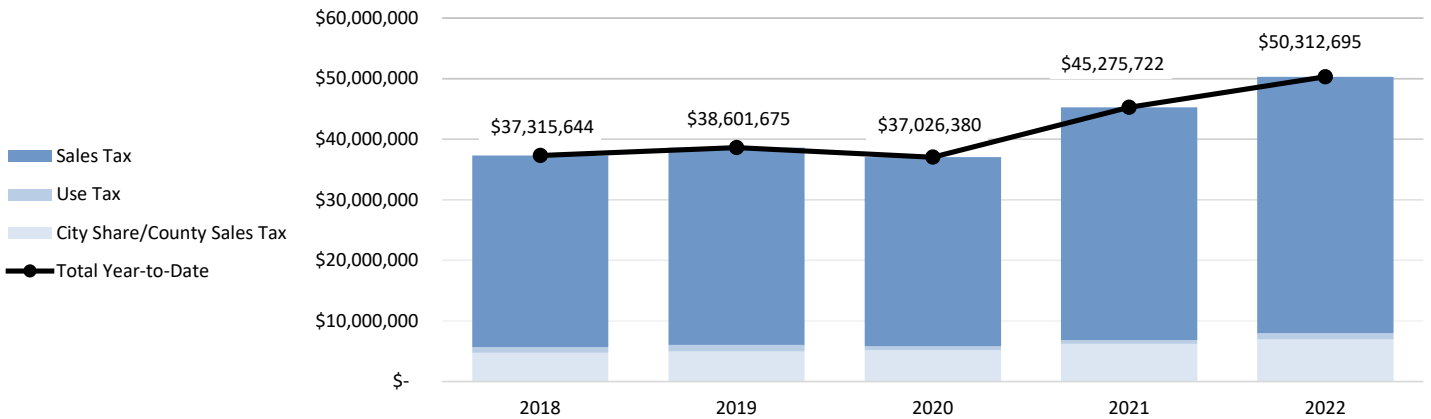
Revenues Compared To:		Budget		Prior	
City Share/Public Safety Tax	\$	8,275	11.8%	\$ 5,984	8.3%
First Responder Sales Tax	\$	22,077	2.4%	\$ 52,261	5.8%
First Responder Use Tax	\$	7,971	52.0%	\$ 5,535	31.1%

City of Grand Junction
Tax Revenue Report
August 2022 Report
Issued: September 19, 2022

Year-to-Date Sales and Use Tax Revenues					
	Revenues YTD 2022		Budget YTD 2022		Prior Year YTD 2021
Sales Tax	\$	42,309,334	\$	40,703,555	\$ 38,412,199
Use Tax	\$	1,056,196	\$	596,610	\$ 634,507
City Share/County Sales Tax	\$	6,947,165	\$	6,160,442	\$ 6,229,016
Total	\$	50,312,695	\$	47,460,607	\$ 45,275,722

Revenues Compared To:		Budget		Prior	
Sales Tax	\$	1,605,779	3.9%	\$ 3,897,135	10.1%
Use Tax	\$	459,586	77.0%	\$ 421,689	66.5%
City Share/County Sales Tax	\$	786,723	12.8%	\$ 718,149	11.5%
Total	\$	2,852,088	6.0%	\$ 5,036,973	11.1%

A Historical Perspective of Year-to-Date Sales and Use Tax Revenues



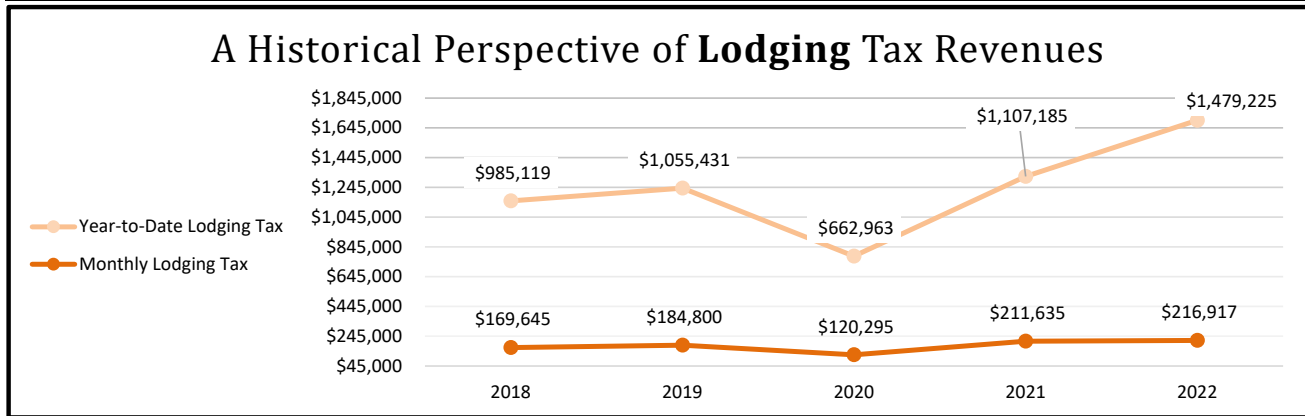
	2018	2019	2020	2021	2022
Sales Tax	\$ 31,616,199	\$ 32,540,750	\$ 31,208,330	\$ 38,412,199	\$ 42,309,334
Use Tax	\$ 967,989	\$ 1,103,840	\$ 608,389	\$ 634,507	\$ 1,056,196
City Share/County Sales Tax	\$ 4,731,456	\$ 4,957,085	\$ 5,209,661	\$ 6,229,016	\$ 6,947,165
Total Year-to-Date	\$ 37,315,644	\$ 38,601,675	\$ 37,026,380	\$ 45,275,722	\$ 50,312,695

Year-to-Date <i>Restricted</i> Sales Tax Revenue					
	Revenues YTD 2022		Budget YTD 2022		Prior Year YTD 2021
City Share/Public Safety Tax	\$	557,296	\$	492,985	\$ 502,191
First Responder Sales Tax	\$	7,691,274	\$	7,261,575	\$ 6,980,935
First Responder Use Tax	\$	192,036	\$	105,983	\$ 115,365

Revenues Compared To:		Budget		Prior	
City Share/Public Safety Tax	\$	64,311	13.0%	\$ 55,105	11.0%
First Responder Sales Tax	\$	429,699	5.9%	\$ 710,339	10.2%
First Responder Use Tax	\$	86,053	81.2%	\$ 76,671	66.5%

City of Grand Junction
Tax Revenue Report
August 2022 Report
Issued: September 19, 2022

Monthly Lodging Tax Revenues					
	Revenues		Budget		Prior Year
	Aug-22		Aug-22		Aug-21
Lodging Tax	\$	216,917	\$	219,925	\$ 211,635
	Revenues Compared To:		Budget		Prior
		Lodging Tax	\$	(3,008) -1.4%	\$ 5,282 2.5%
Year-to-Date Lodging Tax Revenues					
	Revenues		Budget		Prior Year
	YTD 2022		YTD 2022		YTD 2021
Lodging Tax	\$	1,479,225	\$	1,239,108	\$ 1,107,185
	Revenues Compared To:		Budget		Prior
		Lodging Tax	\$	240,117 19.4%	\$ 372,040 33.6%



	2018	2019	2020	2021	2022
Year-to-Date Lodging Tax	\$ 985,119	\$ 1,055,431	\$ 662,963	\$ 1,107,185	\$ 1,479,225
Monthly Lodging Tax	\$ 169,645	\$ 184,800	\$ 120,295	\$ 211,635	\$ 216,917

Monthly Lodging Tax Increase Revenue					
	Revenues		Budget		Prior Year
	Aug-22		Aug-22		Aug-21
Lodging Tax Increase	\$	224,296	\$	226,310	\$ 218,893
	Revenues Compared To:		Budget		Prior
		Lodging Tax Increase	\$	(2,014) -0.9%	\$ 5,403 2.5%
Year-to-Date Lodging Tax Increase Revenue					
	Revenues		Budget		Prior Year
	YTD 2022		YTD 2022		YTD 2021
Lodging Tax Increase	\$	1,529,911	\$	1,275,085	\$ 1,141,723
	Revenues Compared To:		Budget		Prior
		Lodging Tax Increase	\$	254,826 20.0%	\$ 388,188 34.0%

Share of Lodging Tax Increase:

Partner	Aug-22	Year-To-Date
Visit Grand Junction	\$ 93,457	\$ 637,463
Air Alliance	74,765	509,970
Sports Commission	56,074	382,478
	<u>\$ 224,296</u>	<u>\$ 1,529,910</u>