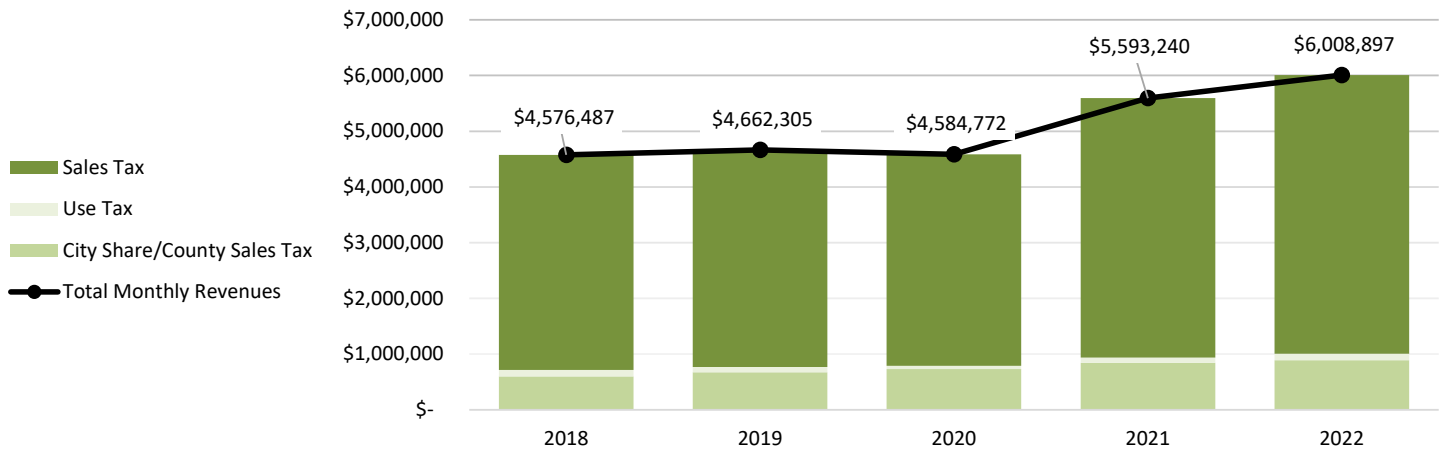


**City of Grand Junction
Tax Revenue Report
December 2022 Report
Issued: January 23, 2023**

Monthly Sales and Use Tax Revenues					
	Revenues		Budget		Prior Year
	Dec-22		Dec-22		Dec-21
Sales Tax	\$	5,001,001	\$	4,842,342	\$ 4,657,133
Use Tax	\$	116,917	\$	65,436	\$ 91,462
City Share/County Sales Tax	\$	890,979	\$	824,187	\$ 844,645
Total	\$	6,008,897	\$	5,731,965	\$ 5,593,240

Revenues Compared To:		Budget		Prior	
Sales Tax	\$	158,659	3.3%	\$ 343,868	7.4%
Use Tax	\$	51,481	78.7%	\$ 25,455	27.8%
City Share/County Sales Tax	\$	66,792	8.1%	\$ 46,334	5.5%
Total	\$	276,932	4.8%	\$ 415,657	7.4%

A Historical Perspective of Monthly Sales and Use Tax Revenues



	2018	2019	2020	2021	2022
Sales Tax	\$ 3,858,710	\$ 3,895,680	\$ 3,794,220	\$ 4,657,133	\$ 5,001,001
Use Tax	\$ 116,071	\$ 91,581	\$ 60,887	\$ 91,462	\$ 116,917
City Share/County Sales Tax	\$ 601,706	\$ 675,044	\$ 729,665	\$ 844,645	\$ 890,979
Total Monthly Revenues	\$ 4,576,487	\$ 4,662,305	\$ 4,584,772	\$ 5,593,240	\$ 6,008,897

Monthly Restricted Sales Tax Revenue					
	Revenues		Budget		Prior Year
	Dec-22		Dec-22		Dec-21
City Share/Public Safety Tax	\$	71,723	\$	65,955	\$ 67,728
First Responder Sales Tax	\$	909,273	\$	886,152	\$ 846,704
First Responder Use Tax	\$	21,258	\$	11,624	\$ 16,630

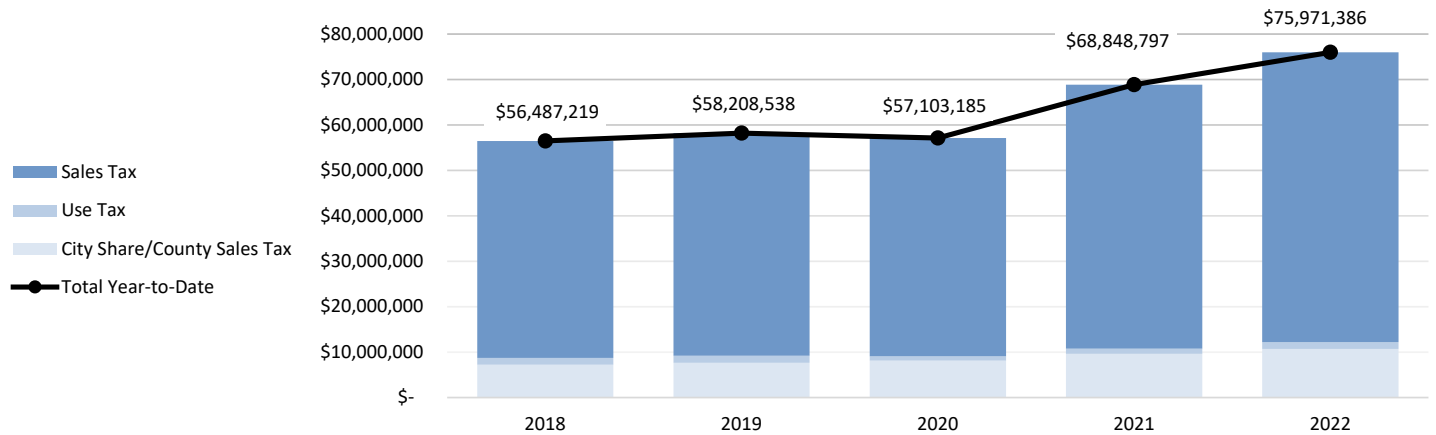
Revenues Compared To:		Budget		Prior	
City Share/Public Safety Tax	\$	5,768	8.7%	\$ 3,995	5.9%
First Responder Sales Tax	\$	23,121	2.6%	\$ 62,569	7.4%
First Responder Use Tax	\$	9,634	82.9%	\$ 4,628	27.8%

City of Grand Junction
Tax Revenue Report
December 2022 Report
Issued: January 23, 2023

Year-to-Date Sales and Use Tax Revenues					
	Revenues		Budget		Prior Year
	Dec-22		Dec-22		Dec-21
Sales Tax	\$	63,746,980	\$	61,024,715	\$ 58,090,697
Use Tax	\$	1,540,885	\$	915,327	\$ 1,129,572
City Share/County Sales Tax	\$	10,683,521	\$	9,507,446	\$ 9,628,528
Total	\$	75,971,386	\$	71,447,488	\$ 68,848,797

Revenues Compared To:		Budget		Prior	
Sales Tax	\$	2,722,265	4.5%	\$ 5,656,283	9.7%
Use Tax	\$	625,558	68.3%	\$ 411,313	36.4%
City Share/County Sales Tax	\$	1,176,075	12.4%	\$ 1,054,993	11.0%
Total	\$	4,523,898	6.3%	\$ 7,122,589	10.3%

A Historical Perspective of Year-to-Date Sales and Use Tax Revenues



	2018	2019	2020	2021	2022
Sales Tax	\$ 47,791,225	\$ 49,008,038	\$ 48,025,129	\$ 58,090,697	\$ 63,746,980
Use Tax	\$ 1,489,875	\$ 1,541,206	\$ 959,237	\$ 1,129,572	\$ 1,540,885
City Share/County Sales Tax	\$ 7,206,119	\$ 7,659,294	\$ 8,118,819	\$ 9,628,528	\$ 10,683,521
Total Year-to-Date	\$ 56,487,219	\$ 58,208,538	\$ 57,103,185	\$ 68,848,797	\$ 75,971,386

Year-to-Date Restricted Sales Tax Revenue					
	Revenues		Budget		Prior Year
	Dec-22		Dec-22		Dec-21
City Share/Public Safety Tax	\$	858,144	\$	760,826	\$ 775,126
First Responder Sales Tax	\$	11,588,854	\$	11,029,938	\$ 10,558,442
First Responder Use Tax	\$	280,161	\$	162,601	\$ 205,377

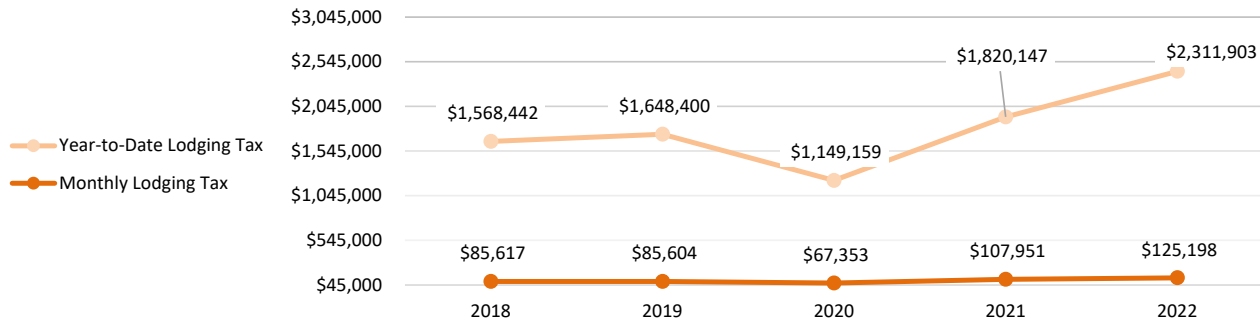
Revenues Compared To:		Budget		Prior	
City Share/Public Safety Tax	\$	97,318	12.8%	\$ 83,018	10.7%
First Responder Sales Tax	\$	558,916	5.1%	\$ 1,030,412	9.8%
First Responder Use Tax	\$	117,560	72.3%	\$ 74,784	36.4%

City of Grand Junction
Tax Revenue Report
December 2022 Report
Issued: January 23, 2023

Monthly Lodging Tax Revenues						
	Revenues		Budget		Prior Year	
	Dec-22		Dec-22		Dec-21	
Lodging Tax	\$	125,198	\$	112,148	\$	107,951
Revenues Compared To:						
			Budget		Prior	
Lodging Tax	\$		13,050	11.6%	\$	17,247 16.0%

Year-to-Date Lodging Tax Revenues						
	Revenues		Budget		Prior Year	
	YTD 2022		YTD 2022		YTD 2021	
Lodging Tax	\$	2,311,903	\$	2,008,733	\$	1,820,147
Revenues Compared To:						
			Budget		Prior	
Lodging Tax	\$		303,170	15.1%	\$	491,756 27.0%

A Historical Perspective of Lodging Tax Revenues



	2018	2019	2020	2021	2022
Year-to-Date Lodging Tax	\$ 1,568,442	\$ 1,648,400	\$ 1,149,159	\$ 1,820,147	\$ 2,311,903
Monthly Lodging Tax	\$ 85,617	\$ 85,604	\$ 67,353	\$ 107,951	\$ 125,198

Monthly Lodging Tax Increase Revenue						
	Revenues		Budget		Prior Year	
	Dec-22		Dec-22		Dec-21	
Lodging Tax Increase	\$	129,461	\$	115,405	\$	111,648
Revenues Compared To:						
			Budget		Prior	
Lodging Tax Increase	\$		14,056	12.2%	\$	17,813 16.0%

Year-to-Date Lodging Tax Increase Revenue						
	Revenues		Budget		Prior Year	
	YTD 2022		YTD 2022		YTD 2021	
Lodging Tax Increase	\$	2,391,111	\$	2,067,056	\$	1,879,142
Revenues Compared To:						
			Budget		Prior	
Lodging Tax Increase	\$		324,055	15.7%	\$	511,969 27.2%

Share of Lodging Tax Increase:

Partner	Dec-22	Year-To-Date
Visit Grand Junction	\$ 53,942	\$ 996,296
Air Alliance	43,154	797,036
Sports Commission	32,365	597,778
	<u>\$ 129,461</u>	<u>\$ 2,391,110</u>